

# **BL-270HM Manual**

(Support CVBS/AHD 720P/AHD 1080P)




Please refer to <https://brigade-electronics.com/product-support-area/> for more information and technical documents

## Kit Contents

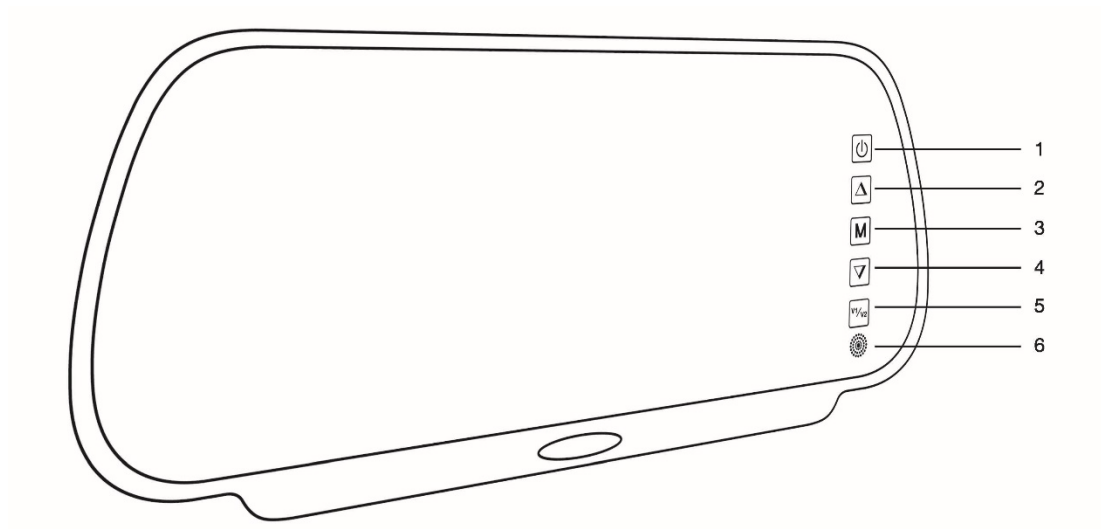


BL-270HM  
2 Channel Mirror Monitor



BL-270HM-PC  
2CH Video Input, 2 x alarm trigger inputs,  
Power and GND

## Mirror Monitor

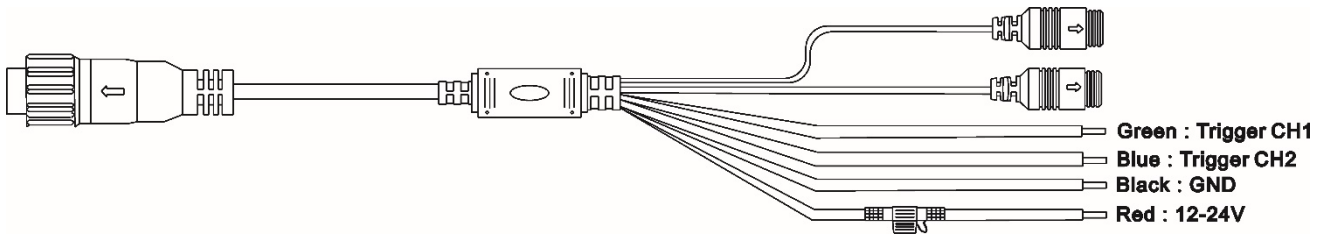


1. Power
2. Up
3. Menu
4. Down
5. Channel 1/ Channel 2
6. IR

## Monitor Specification:

- . **Screen size:** 7-inch new TFT panel
- . **Aspect Ratio:** 10:9 image
- . **Input:** 2-channel video input with 2 trigger cable inputs
- . **System:** PAL and NTSC auto switching
- . **Resolution:** 1024 x R.G.B x 600
- . **Brightness:** 450cd/m<sup>2</sup>
- . **Power supply:** 12-24V DC
- . **Built-in speaker:** No
- . **Operation Temperature:** -30°C~+70°C
- . **Storage Temperature:** -40°C~+80°C.

## Cable

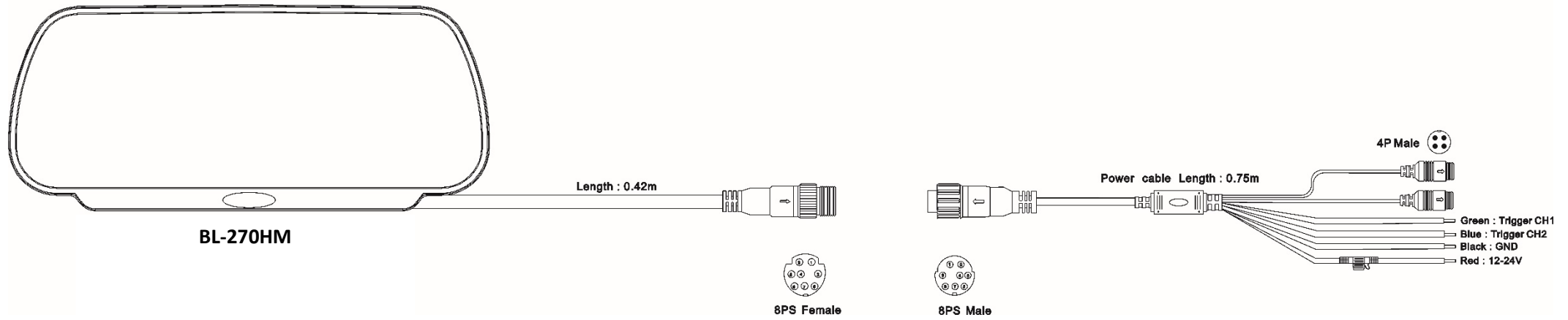


**Note: Channel 1 video has priority over Channel 2 video if these are triggered at the same time.**

### Usual manual :

1. Power connected, GND to Negative ; 12-24V to positive.
2. AV1 - AV2 connect to camera 1 and camera 2.
3. Trigger AV1 - Trigger AV2 cables to trigger the video AV1、 AV2.

# Wiring Diagram



## Menu Tree

**View**

**Brightness** : 0-100

**Saturation** : 0-100

**Contrast** : 0-100

**Hue** : 0-100

**System**

**Reversing Line** : MODE 1(2/3)

**Astern Delay** : 3s/6s/9s

**Language** : English/Japanese/Chinese

**Rotate** : LU/RD

**Version** : Shows installed O/S/ Firmware version

**Resolution** : 720P/1080P/CVBS PAL/CVBS N

**Back light Mode** : OFF/ON

**Default Setting**

**Image Mirror**